

Fire detection and evacuation solutions that save lives.

# Reach Wireless Open Area Sounder VAD

## Features

- 32 switch selectable tones
- Four Volume Settings
- Bi-directional wireless communication
- Dual channel redundancy
- Easy scan & link programming
- Five year battery life

## Description

The Reach Open Area Sounder VAD comprises of a wireless addressable interface, conventional open-area wall sounder and visual alarm device VAD that can be used as a stand-alone notification device. The unit has as standard 16+16 recognised sounder Alert & Evacuate tones and 4 levels of volume adjustment, as well as high power/low power visual settings, all of which can be easily configured on site. Powered by standard lithium batteries and utilising well proven adaptive radio signal processing algorithms ensure the highest levels of life safety and reliability.

## Device Addressing

Device addressing is handled by the Reach Wireless Loop-Interface Module

Devices are soft-addressed automatically when pairing with the Loop Interface and can be changed manually. Hard-addressing using XPERT cards are not required.

## Communication

Reach Wireless Devices use 'radio-frequency' wireless communication to connect to the Loop-Interface.

The Loop-Interface translates the wireless communication into wired XP95 protocol communication, with each device addressable individually by the fire panel. Refer Loop-Interface for further information.

## Maintenance and Service

Maintenance must be performed in accordance with all applicable standards. Clean the detector externally using a soft damp cloth. For full cleaning and recalibration detectors should be returned to Fire Detectors.



## Specifications

Number of Tone Pairs	16 (see table 2)
Volume Levels	Four (see table 3)
Sound Output (Typical)	88 - 91 dBA (tone dependant)
Communication Range between Loop-Interface and Devices	100 m (in open space)
VAD Coverage Rating	W-2.5-7 Wall mounted, 2.5 m height, 7 m coverage width, 2.5 m x 7 m x 7 m (122.5 m <sup>3</sup> ) cubic coverage
Flash Rate	0.5 Hz
Field Device Radio Frequency Channel Pairs	22 pairs
Radiated Power	14 dBm (25 mW)
Battery Type	2x VARTA CR123A Lithium 3 V, 1250mAh typical
Battery Lifespan	5 years in normal operation with good signal strength (no dropped messages)
Operating Temperature	-10°C to +55°C
Maximum Relative Humidity	95% (non-condensing)
IP Rating	IP 35 (Type B Indoor Use)
Standards and approvals	EN54-3, EN54-23, EN54-25 NZS 4512 AS7240.3, AS7240.23, AS7240.25
Dimensions	126 mm diameter x 132 mm height x 125 mm depth
Weight	350 g (inc batteries)

All data is supplied subject to change without notice. Specifications are typical at 24 V, 25°C and 50% RH unless otherwise stated.

## Item Numbers

	AUS / NZ	International
Reach Open Area Sounder VAD Red Body White Flash	4107-8413	RW1500-220APO
Reach Open Area Sounder VAD White Body & Flash	4107-8414	RW1500-210APO

Fire detection and evacuation solutions that save lives.

# Reach Wireless Open Area Sounder VAD

## Status LED

The Reach Wireless Open-Area Wall Sounder VAD includes a 360° LED indicator which to indicate status conditions. See table 1.

**Table 1 - Reach Device Status & LED Indication**

Device Status	LED Indication	
	Tamper Not Activated	Tamper Activated
Power Up	Blinks green four times	
Power Up (dip-switch ON)	Blinks red four times	
Entering Wake-Up	Blinks alternatively green/red four times	
Link Success	Blinks green four times, then repeats	
Link Failure	Enters wake-up mode and signals 'Entering wake-up mode' following this failure	
Normal Condition	LED off	LED off
Activation	LED off	Red on
Battery Faults	LED off	Amber blinking every 5s
Tamper Fault	LED off	
Replaced	Blinks amber two times	

**Table 2 - Reach DIP Switch Functionality**

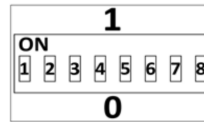
DIP Switch Number	DIP Switch Group Function	Notes
1	Tone Selection	Check Tone Table (Table 4)
2		
3		
4		
5		
6	Volume Selection	Check Volume Table (Table 3)
7		
8	High/Low Power LED Output	N/A

**Table 3: Reach Volume Table**

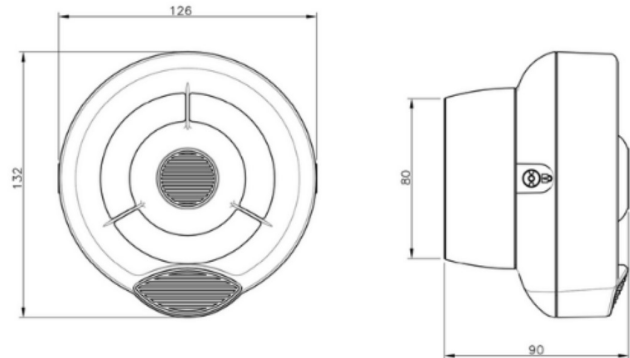
Volume	DIP Configuration
High*	11
Medium High	01
Medium Low	10
Low	00

\*EN54-3 certified with tone selection number 1 to 7, refer Tone Table. Tones 1, 8, 9 & 15 certified to ISO AS7240.3-2021

## Tone & Volume Selection DIP Switch Settings



## Dimensions



### Batteries

Reach Wireless devices are supplied with two CR123 batteries, battery A and B. The device switches periodically between the two batteries on a controlled sequence. For correct operation of the device, both batteries are required with adequate capacity reserves.

When battery A reaches a low power threshold, it will trigger a fault. This fault requires both batteries to be replaced in every instance as both batteries should be discharging equally.

When one (or both) batteries lack power, the Loop-Interface receives a low battery message and will signal this event on its in-built display, as well as relay the low battery message to the fire control panel. The battery fault will also be signaled by the device itself through its LED indicators if programmed (see table 1).

### Tamper detection

Reach Wireless devices contain an anti-tamper mechanism. In the event of removal from its base, it sends a tamper detection message to the Loop-Interface.

Tamper detection is not signaled visually by the device LED.

### EMC Directive 2014/30/EU

Reach Wireless Open Area Sounder complies with the essential requirements of the EMC Directive 2014/30/EU, provided that it is used as described in this datasheet.

A copy of the Declaration of Conformity is available on request.

### Construction Products Regulation (EU) 305/2011

The Reach Wireless Open Area Sounder complies with the essential requirements of the Construction Products Regulation (EU) 305/2011

### Approvals



### Sound Pressure Levels

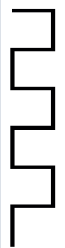




























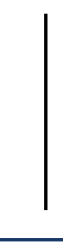


Tones 1, 8, 9 & 15 are certified to ISO AS7240.3-2021.

Sound pressure levels are recorded in dB with the device in located in its normal operating position at a distance of 1m.

Tone No.	165°	135°	105°	75°	45°	15°
1 - Evac	89.3	95.9	100.0	100.5	96.5	86.6
1 - Alert	90.1	94.9	98.8	100.0	96.6	87.3
8 - Evac	86.1	92.8	99.3	98.8	93.3	85.4
8 - Alert	88.0	95.0	99.9	100.7	94.5	86.4
9 - Evac	87.9	95.1	100.6	99.9	95.7	86.8
9 - Alert	88.1	95.1	100.0	99.9	94.4	86.6
15 - Evac	83.3	92.0	97.7	98.1	91.0	85.1
15 - Alert	82.3	91.3	97.0	97.6	91.5	83.9

Fire detection and evacuation solutions that save lives.

**Tone Table**

Tone Pair Number	DIP Switch Value	Primary Tone (Evacuation)			Secondary Tone (Alert)			Tone period (sync.)
		Temporal Pattern Icon	Temporal Pattern Description	Frequencies	Temporal Pattern Icon	Temporal Pattern Description	Frequencies	
1	00000		Apollo Fire Systems Evacuate Tone	660Hz for 0.5s, 925Hz for 0.5s		Apollo Fire Systems Alert Tone	1s off, 925Hz for 1s	2
2	00001		Alternating variable (Hochiki & Fullcon)	925Hz for 0.25s, 626Hz for 0.25s		Continuous (Hochiki & Fullcon)	925Hz	2
3	00010		Sweep (med) @ 1Hz	800Hz - 970Hz @ 1Hz		Continuous	970Hz Continuous (BS5893-1:2002)	2
4	00011		Sweep (fast) @ 9Hz	2500Hz-2850Hz @ 9Hz		Continuous	2850Hz continuous	2
5	00100		Netherlands - NEN 2575:2000 (Dutch Slow Whoop)	500 - 1200Hz for 3.5s, 0.5s OFF		Continuous	825Hz continuous	4
6	00101		German DIN 33 404	1200Hz - 500Hz Sweep 1s (1Hz)		Continuous	825Hz Continuous	2
7	00110		Swedish Fire Signal	660Hz 0.15s ON, 0.15s OFF		Swedish All Clear	660Hz Continuous	6
8	00111		Australia Fast-rise Sweep (AS1670:4-2004 Evacuation Tone)	3x (500Hz - 1200Hz for 0.5s, 0.5s OFF), 1s OFF		Australia AS1670:4-2004 Alert tone	420Hz 0.625s ON, 0.625s OFF	4
9	01000		New Zealand Slow-rise Sweep Evacuation Tone (NZS 4912)	500Hz - 1200Hz, 3.75s Sweep, 0.25s OFF		New Zealand Alert Tone (NZS 4512)	420Hz 0.625s ON, 0.625s OFF	4
10	01001		US Temporal LF (ISO 8201) Low tone	3x(970Hz 0.5s ON, 0.5s OFF), 1s OFF		Continuous	970Hz Continuous	4
11	01010		US Temporal HF ISO 8201 High tone	3x(2850Hz 0.5s ON, 0.5s OFF), 1s OFF		Continuous	2850Hz continuous	4
12	01011		Simulated Bell - Continuous	827Hz for 16ms followed by 990Hz for 16ms.		Simulated Bell - Intermittent	827Hz for 16ms followed by 990Hz for 16ms for 1s then 1s off.	2
13	01100		Emergency Warning Siren	600Hz - 1200Hz 4s followed by 1200 - 600Hz 4s		Emergency Warning Siren All Clear	1200Hz Continuous	2
14	01101		France - AFNOR NF S 32 001	554Hz, 0.1s, 440Hz, 0.4s		Continuous	970Hz Continuous	2
15	01110		Australia Evacuation (AS7240-3)	520Hz, 0.5s ON, 0.5s OFF x 3, 1s OFF		Australia Alert (AS7240-3)	520Hz +/-5%, 0.5s ON, 3.5s OFF	4
16	10000		Silent Tone (Reach Wireless ONLY)	0Hz Continuous		Silent Tone (Reach Wireless ONLY)	0Hz Continuous	2